



PORTFOLIO ANALYSIS REVIEW

Through our partnership with Gradient Investments, LLC, the proprietary Portfolio Analysis Review (PAR) process gives you a detailed breakdown and written analysis of your investment portfolio. The PAR process uses numerous tools to assess your investments and help you understand the possible risks and rewards of your current financial situation.

Account Summary

Smith Account Summary

Name	Account Type	Custodian	Account Value	Assets Reported in Morningstar	Assets Not Reported in Morningstar	Notes:
Joint	Cash - NQ	Wells Fargo	100,000	-	100,000	Cash in Bank
Joint	Brokerage - NQ	Wells Fargo	200,000	200,000	-	Mutual Funds, Stock, ETF
John	401k- Q	Fidelity	150,000	150,000	-	Mutual Funds
Jane	IRA- Q	Fidelity	200,000	200,000	-	Mutual Funds, Stock
John	IRA- Q	Jackson National	200,000	200,000	-	Variable Annuity
Jane	Roth IRA	Charles Schwab	150,000	150,000	-	Mutual Funds
Total			1,000,000	900,000	100,000	

Commentary

Assets Reported/Unreported:

900k Reported
100k Unreported

*Please review account summary for additional information.

Asset Class:

60% US Stock Allocation
15% International Stock Allocation
25% Bond-Cash Allocation

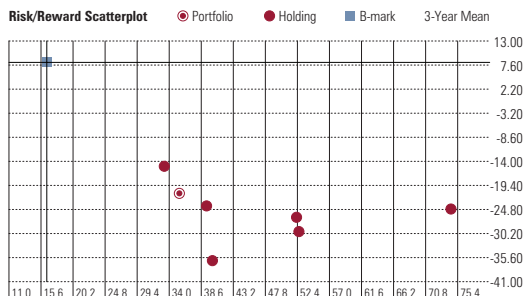
*This is aggressive compared to the clients risk tolerance.

Industry Diversification:

Over 25% of the total stock portfolio is allocated to the Technology sector.

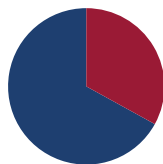
Morningstar

Risk Analysis



Stock Intersection

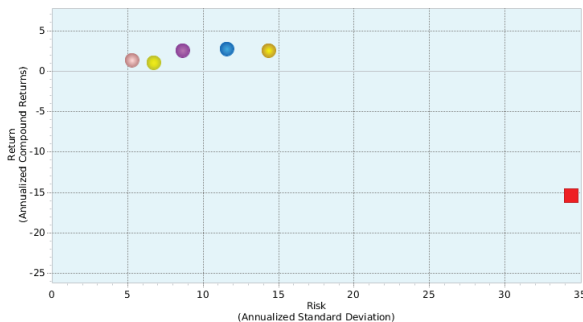
Concentration Ratio



Type	% of Portfolio
Top 25 Stocks	33.01
Other	66.99

See how much of the portfolio is concentrated in the top 25 stock holdings.

Portfolio Pilot



Accounts	A	B	C	D	E	Your Portfolio
Annualized Return (%)	1.26	0.95	2.48	2.64	2.44	-15.47
Standard Deviation (%)	5.33	6.78	8.68	11.64	14.41	34.40

SAMPLE REPORT

© 2021 Buska Retirement Solutions, Inc & Buska Wealth Management, LLC | RetireWithBuska.com

This illustration is for informational purposes only and is not intended to be a projection or prediction of current or future performance of any specific product. All financial products have an element of risk and may experience loss. Past performance is not indicative of future results. Gradient Investments and Buska Retirement Solutions, Inc. are not affiliated and operate independently.